



TSURUMI PUMP

KTZ 3-phase
50Hz

Heavy duty dewatering pump
- for professional use

Generally applicable high grade pump that can be used efficiently in draining in civil engineering. Maximum water depth 25m. Incorporating on the job requirements in the initial product design, Tsurumi has built a powerful new series of pumps to match the demands of tough drainage jobs.



Top Discharge



Pumped water cools the motor and discharges as illustrated. The motor can be cooled even when pumping a small amount of water. The top discharge arrangement allows access into areas with space limitations.



Rugged

By offering a cast iron pump body, our durability is increased over standard aluminium body pumps. With each motor size there is a choice between high head and high volume performance ranges.

Efficient motor cooling

Slim line design with a top discharge offers economy of space. There is efficient motor cooling through a side flow channel.

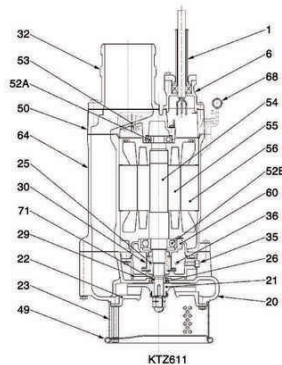


Increased water-pressure resistance

An newly developed mechanical seal endures water pressure of up to 2,5 kgf/cm². This makes the pumps usable at greater depth, such as in deep wells, to say nothing of use at general construction sites.

Components:

001 Cable	036 Lubricant
006 Cable entrance	050 Motor cover
020 Pump casing	052A Upper bearing
021 Impeller	052B Lower bearing
022 Suction plate	053 Motor protector
023 Strainer	054 Shaft
025 Mechanical seal	055 Rotor
026 Oil sealing	056 Stator
030 Oil lifter	060 Bearing housing
032 Hose coupling	064 Motor casing
035 Oil plug	068 Handle



Cast Iron used:

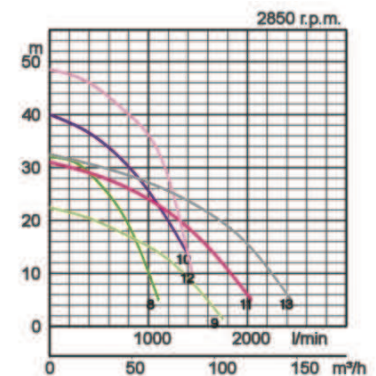
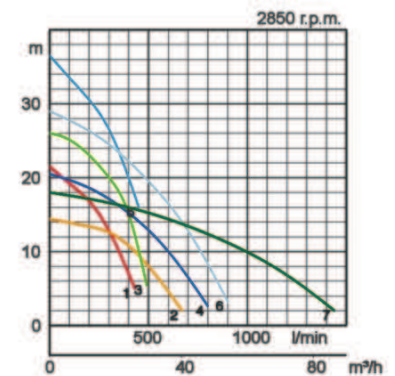
Cast Iron used:	Brinell hardness:
Chromium iron casting	415 - 425
Grey iron casting EN-GJL-200	150 - 230
Ductile iron casting EN-GJS-500-7	150 - 220

Specifications:

Model	Colour code curve	Bore mm	Motor output kW	Rated current A	Head max. m	Capacity max. l/min	Dry weight kg w/o cable	Max. solid handling ø mm	Max. water depth m	Cable length m
KTZ21.5	1	50	1,5	3,5	21,5	430	30,0	8,5	25	20
KTZ31.5	2	80	1,5	3,5	14,4	670	30,0	8,5	25	20
KTZ22.2	3	50	2,2	5,0	26,0	500	34,0	8,5	25	20
KTZ32.2	4	80	2,2	5,0	20,5	800	34,0	8,5	25	20
KTZ23.7	5	50	3,7	7,7	36,5	450	63,0	8,5	25	20
KTZ33.7	6	80	3,7	7,7	29,0	900	63,0	8,5	25	20
KTZ43.7	7	100	3,7	7,7	18,0	1440	63,0	8,5	25	20
KTZ35.5	8	80	5,5	11,4	32,0	1100	82,0	10	25	20
KTZ45.5	9	100	5,5	11,4	22,5	1750	82,0	10	25	20
KTZ47.5	10	100	7,5	15,0	40,0	1400	105,0	12	25	20
KTZ67.5	11	150	7,5	15,0	31,0	2040	107,0	20	25	20
KTZ411	12	100	11,0	22,0	48,5	1440	133,0	12	25	20
KTZ611	13	150	11,0	22,0	32,5	2440	136,0	20	25	20

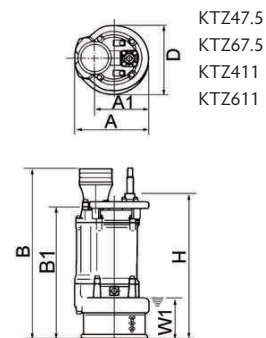
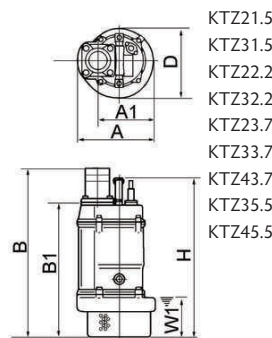


ø Discharge bore mm		50, 80, 100, 150	
Pumping Fluid	Temperature	0-40°C	
	Type of Fluid	Spring water, Rain water, Ground water, Sand carrying water	
Pump	Components	Impeller	Semi-open type impeller
		Shaft Seal	Double mechanical seal
		Bearings	Shielded ball bearings
	Material	Impeller	Chromium iron casting
		Casing	Grey iron casting EN-GJL-200
		Suction Plate	Ductile iron casting EN-GJS-500-7
	Shaft Seal	Silicon carbide in oil bath	
Motor	Type, Poles	Induction motor, 2 poles, IP68	
	Lubrication	Turbine oil (ISO VG32)	
	Motor Protector (built-in)	Circle thermal cut-out	
	Insulation	Insulation class F	
	Phase / Voltage	3-phase / 400V / 50Hz / d.o.l.	
	Material	Casing	Grey iron casting EN-GJL-200
		Shaft	Stainless steel EN-X30Cr13
Cable		Rubber, H07RN-F	
Discharge Connection		Threaded flange/Hose coupling	



Dimensions in mm:

Model	A	A1	B	B1	D	H	W1
KTZ21.5	235	173	509	401	216	478	120
KTZ31.5	235	173	509	401	216	478	120
KTZ22.2	235	173	529	421	216	498	120
KTZ32.2	235	173	529	421	216	498	120
KTZ23.7	283	208	627	504	252	637	150
KTZ33.7	283	208	627	504	252	637	150
KTZ43.7	283	208	642	504	252	637	150
KTZ35.5	306	218	671	548	259	688	150
KTZ45.5	306	218	686	548	259	688	150
KTZ47.5	330	240	764	626	314	687	190
KTZ67.5	330	240	799	626	314	687	190
KTZ411	373	260	806	645	350	740	190
KTZ611	373	260	826	645	350	740	190



W1: continuous running water level

In the event of abrasive and corrosive utilization, stronger wear and tear will take place naturally in certain components. In this regard, please pay attention to our website www.tsurumi.eu/english/applications.htm.



Contributing to World-wide Prosperity and Understanding through Worker- and Environment-friendly Production.

Designed for increased productivity through fully integrated streamlined production systems, Tsurumi's factory in Kyoto (Japan) features a production capacity of a full 1 million pumps per year. Large-scale modern R&D facilities offer optimum conditions for experimenting and testing of even super-large pumps and for developing new products to expand the possibilities and applications of pumps. To provide optimum conditions for our main asset, our workers, as well as for the environment, special emphasis is placed on optimized working conditions with airconditioning, minimized dust and exhaust gas emission, comprehensive recycling and waste recovery.

Tsurumi (Europe) GmbH

Heltorfer Straße 14
D-40472 Düsseldorf
Tel.: +49 (0)211-4179373
Fax: +49 (0)211-4791429
Email: sales@tsurumi.eu
www.tsurumi.eu

We reserve the right to change specifications and designs herein for improvement without prior notice. Our pumps are for professional use only. In the event that Tsurumi (Europe) GmbH have, in exceptional cases taken over, a manufacturer's warranty, this entitles the enduser to assert remedy free of charge against Tsurumi (Europe) GmbH due to any defect to the product occurring during the guarantee period (see below), also then when the warranty claims against the seller do not or no longer exist. In the event of malfunction, which is attributable to the improper handling by the enduser, no guarantee claim shall arise. Further claims shall not result from the warranty, unless if something to the contrary has explicitly been determined. The decision as to whether remedy is effected by way of replacement or repair shall be at the choice of Tsurumi (Europe) GmbH. The claims shall be time barred after a period of three months after expiry of the guarantee period, however, not before expiry of the warranty period which is valid towards the seller. In the event of doubt, the warranty period shall correspond with the warranty period which is valid between the end-user and his seller.



con-KTZ-EN

